

# OPAL Play Assembly



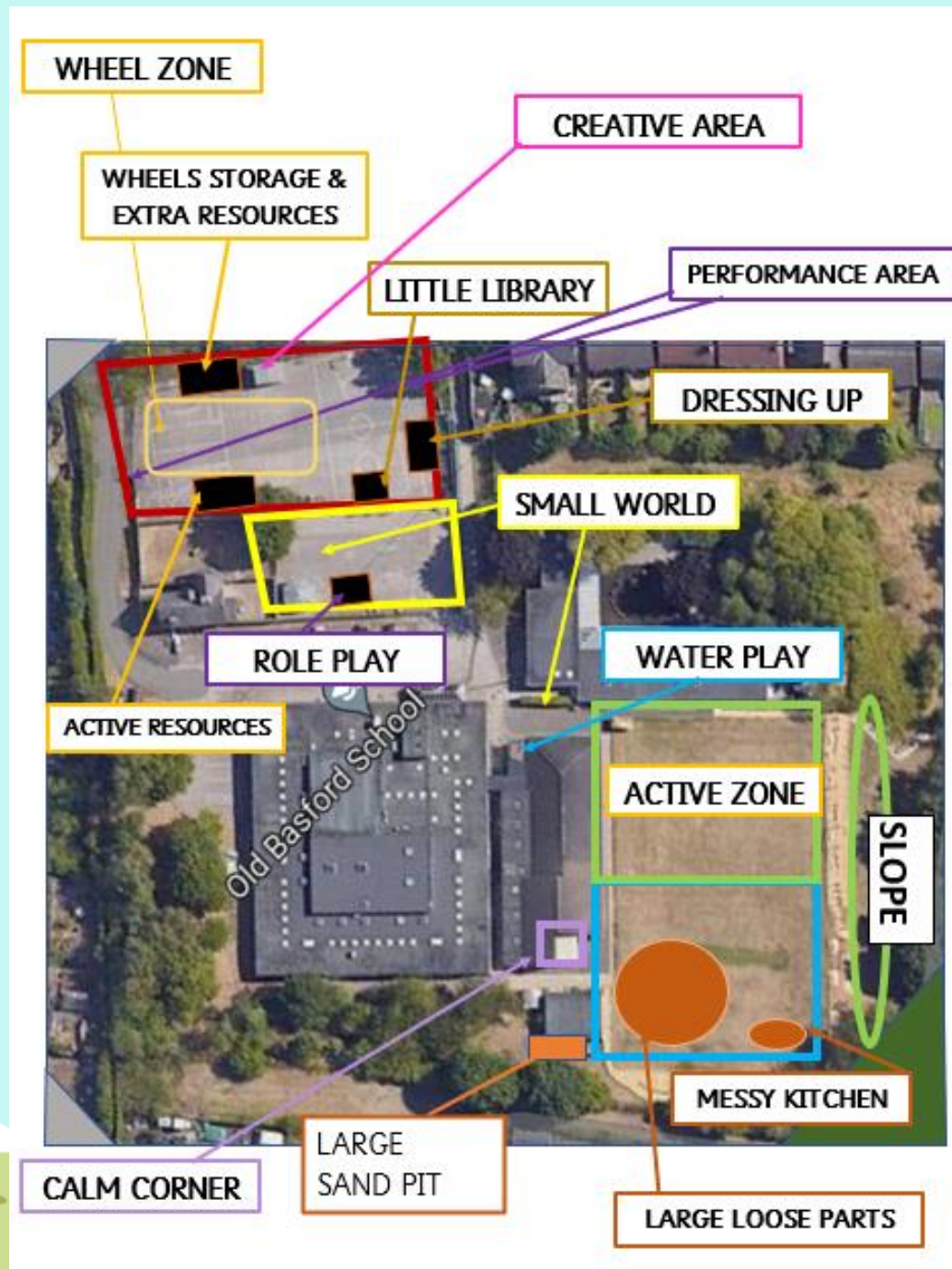


# OPAL Family Play Event





# Inform





# Inform



Welly boots must be worn on all the grassy areas, this includes the slope!





P  
R  
O  
U  
D



## Our Old Basford OPAL Play Charter



We have the right to play and enjoy OPAL.  
We have the responsibility to make sure everyone enjoys playtime by making sure:

- everyone chooses what to play
- we share equipment fairly and kindly
  - we take care of the equipment
- we treat each other how we like to be treated
  - we keep everybody safe
  - we are kind to others
  - we help people if they need us
  - we allow people to join in games
- we ask grownups if we need help to sort out our problems
  - we listen to one another
  - we play safely







# Risk Benefit Assessment



## OBS: RBA Risk Benefit Assessment



<p><b>Area of Play:</b> Slack Lines, Trapeze Swing, Rope Ladder &amp; Tyre Swing</p> <p><b>Assessment Date:</b> 24<sup>th</sup> September 2024</p> <p><b>Completed by:</b> OPAL Curricular Leads</p>	
<p><b>Benefits:</b></p> <p>We can strengthen our core muscles through balance and climbing.</p> <p>We can have fun and explore different ways of moving.</p> <p>We can exercise our bodies.</p> <p>We can improve our mental health and social skills.</p> <p>We can be creative.</p> <p>We can work collaboratively as a team.</p> <p>We can try new things.</p> <p>We can take risks in a safe way.</p> 	<p><b>Possible Activities:</b></p> <p>Climbing the rope ladder to the top</p> <p>Balancing on the slack lines with or without support</p> <p>Swinging</p> 
<p><b>Risks children could encounter:</b></p> <p>Falling</p> <p>Tripping</p> <p>Slipping</p> <p>Rope burns</p> <p>Crowding</p> <p>Climbing too high</p> <p>Getting hit / knocked over by apparatus</p> <p>Being pushed on apparatus by other children</p>	<p><b>Risk Management for children:</b></p> <p>We are aware of the risks of this play type, so we will...</p> <ul style="list-style-type: none"> <li>• Make sure our play is always safe</li> <li>• Work to our own capabilities on the apparatus</li> <li>• Ensure the area around us is clear of others</li> <li>• Go on the equipment one at a time (if a swing or ladder)</li> <li>• Ensure we have consent from others to push on a swing</li> <li>• Negotiate and share with other around us</li> </ul>
<p><b>Monitoring:</b> Ranging supervision to be based near this area.</p>	



# Risk Benefit Assessment



## OBS: RBA Risk Benefit Assessment



<p><b>Area of Play: Wheelie Zone</b>  <b>Assessment Date: 22<sup>nd</sup> November 2023 Reviewed: 24<sup>th</sup> September 2024</b>  <b>Completed by: OPAL Curricular Leads</b></p>	
<p><b>Benefits:</b></p> <p>We can strengthen our core muscles through balance, riding and pushing resources.</p> <p>We can have fun and explore different ways of moving.</p> <p>We can exercise our bodies.</p> <p>We can improve our mental health and social skills.</p> <p>We can work collaboratively as a team.</p> <p>We can learn to be patient and take turns.</p> <p>We can try new things.</p> <p>We can take risks in a safe way.</p> 	<p><b>Possible Activities:</b></p> <p>Riding bikes</p> <p>Scooting</p> <p>Setting up tracks</p> <p>Pushing others in pushchairs</p> <p>Creating journeys</p> 
<p><b>Risks children could encounter:</b></p> <p>Falling off</p> <p>Tripping</p> <p>Slipping</p> <p>Crowding</p> <p>Losing control</p> <p>Getting hit / knocked over by bikes and scooters</p> <p>Being pushed on apparatus by other children</p>	<p><b>Risk Management for children:</b></p> <p>We are aware of the risks of this play type, so we will...</p> <ul style="list-style-type: none"> <li>• Make sure our play is always safe</li> <li>• Work to our own capabilities on the wheeled vehicles</li> <li>• Ensure the area around us and the path travelled is clear of others</li> <li>• Go on the equipment one at a time</li> <li>• Negotiate and share with other around us</li> </ul>
<p><b>Monitoring:</b> Supervision to be based in this area. Equipment to be checked on a regular basis by the Play Lead, Curricular Leads and Site Manager to ensure all wheeled resources are safe to use.</p>	



# Risk Benefit Assessment



## OBS: RBA Risk Benefit Assessment

Area of Play: Tyres and Loose Parts Assessment Date: 16 <sup>th</sup> January 2024 Reviewed: 24 <sup>th</sup> September 2024 Completed by: OPAL Curricular Leads	
<p style="text-align: center;"><b>Benefits:</b></p> <p>We can make lots of wonderful things using the tyres and loose parts.            We can have fun and explore different materials and objects.            We can be creative.            We can work collaboratively as a team.            We can try new things.            We can take risks in a safe way.</p> 	<p style="text-align: center;"><b>Possible Activities:</b></p> <p>We might want to make a fort.            We might want to make an obstacle course.            We could play 'floor is lava'            We could make a hopscotch course.            We might want to make vehicles.</p> 
<p><b>Risks children could encounter:</b></p> <p>Falling            Slipping            Getting stuck            Crowding            Getting hit by apparatus            Splinters            Trapping</p>	<p><b>Risk Management for children:</b></p> <p>We are aware of the risks of this play type, so we will...</p> <ul style="list-style-type: none"> <li>• Make sure our play is always safe</li> <li>• Use the resources in a sensible way</li> <li>• Ensure the area around us is clear of others when building</li> <li>• Behave sensibly and appropriately with the loose parts</li> <li>• Gain consent to join in with others who are building</li> <li>• Be respectful of structures other children have built</li> <li>• Negotiate and share with others around us</li> </ul>
<p><b>Monitoring:</b> Ranging supervision to regularly check the area. Loose parts and equipment to be checked on a rolling programme.</p>	



# Weather





# Our Awards



We will be looking very carefully during our OPAL event to find our next award winners!